

## Unitek™ Bonded Lingual Retainer Kit

Instructions For Use



### Indications

Retainer

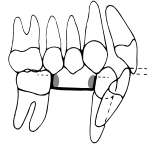
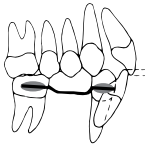
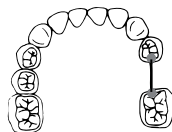
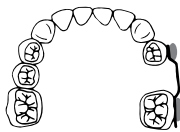
Lingual  
3-3



Lingual  
4-4 or  
43-34

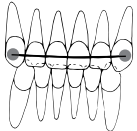


Space Maintainer



Trauma Fixation

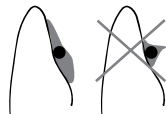
Labial



**Warning:** This product contains nickel and/or chromium. A small percentage of the population is known to be allergic to nickel and/or chromium. If an allergic reaction occurs, direct patient to consult a physician.

### Instructions For Use

- Form wire to lingual surface of model, then cut to length. The wire will not unravel when cut.
- Pumice all teeth to be bonded.
- Etch teeth, rinse and dry thoroughly. Additional etch may be needed on primary teeth.
- Position wire using either steel ligatures, floss threaders or AlastiK™ EZ-3 Retainer Holders.
- Tack wire to two teeth with fast setting adhesive such as Transbond™ LR Light Cure Adhesive.
- Bond wire to desired teeth so that wire is surrounded by adhesive, especially on lingual aspect, for maximum strength. Fill in wire-tooth contact with adhesive, if needed.
- Remove excess adhesive.
- Cure the Transbond LR Light Cure adhesive for 10 seconds with the Ortholux™ XT Curing Light. If using a chem cure product, allow sufficient cure time according to manufacturer's directions.
- Remove retainer holders.




### Retainer Removal

- Trim away adhesive to free wire.
- Use Weingart or scaler to pull wire free.
- Use burr to remove remaining adhesive.

### Kit Contents REF 709-060


#### Twist Wire

spiral twist stainless steel  
#25  
.032 in. (.81mm) diameter  
7" (17.8cm)  
(available separately as REF 260-032)



#### AlastiK™ EZ-Bond Wire Holders

non-latex material  
#50  
(available separately as REF 406-044)



# 3M

3M Unitek  
Orthodontic Products

2724 South Peck Road  
Monrovia, CA 91016 USA

© 1998, 2009 3M. All rights reserved.  
REF 011-342-5 0909

CE  
0086

European Representative:

3M Unitek

Ohmstrasse 3  
86899 Landsberg, Germany  
+49/(0)8191/ 9474-0